

ONLINE DIRECTORY  
FEATURING

 **COSMOPROF  
MY MATCH**

**VISITORS HOW-TO  
GUIDE**

# COSMOPROF

NORTH AMERICA  
LAS VEGAS | MIAMI



**THE LEADING B2B BEAUTY  
EVENT IN THE AMERICAS,  
DEDICATED TO ALL SECTORS  
OF THE INDUSTRY**

**NEW DAY FORMAT**

**LAS VEGAS**  
MANDALAY BAY CONVENTION  
CENTER

**JULY 13 - 15, 2026**

[COSMOPROFNORTHAMERICA.COM](https://cosmoprofnorthamerica.com)

**COSMOPROF** NORTH AMERICA  
**COSMOPACK** NORTH AMERICA

Organizer - USA Beauty LLC

 |  | 

A new world for beauty

Bologna, Hong Kong, Las Vegas,  
Mumbai, Bangkok, Miami



## GET STARTED

Access The Online Directory, featuring My Match, [here >>](#)

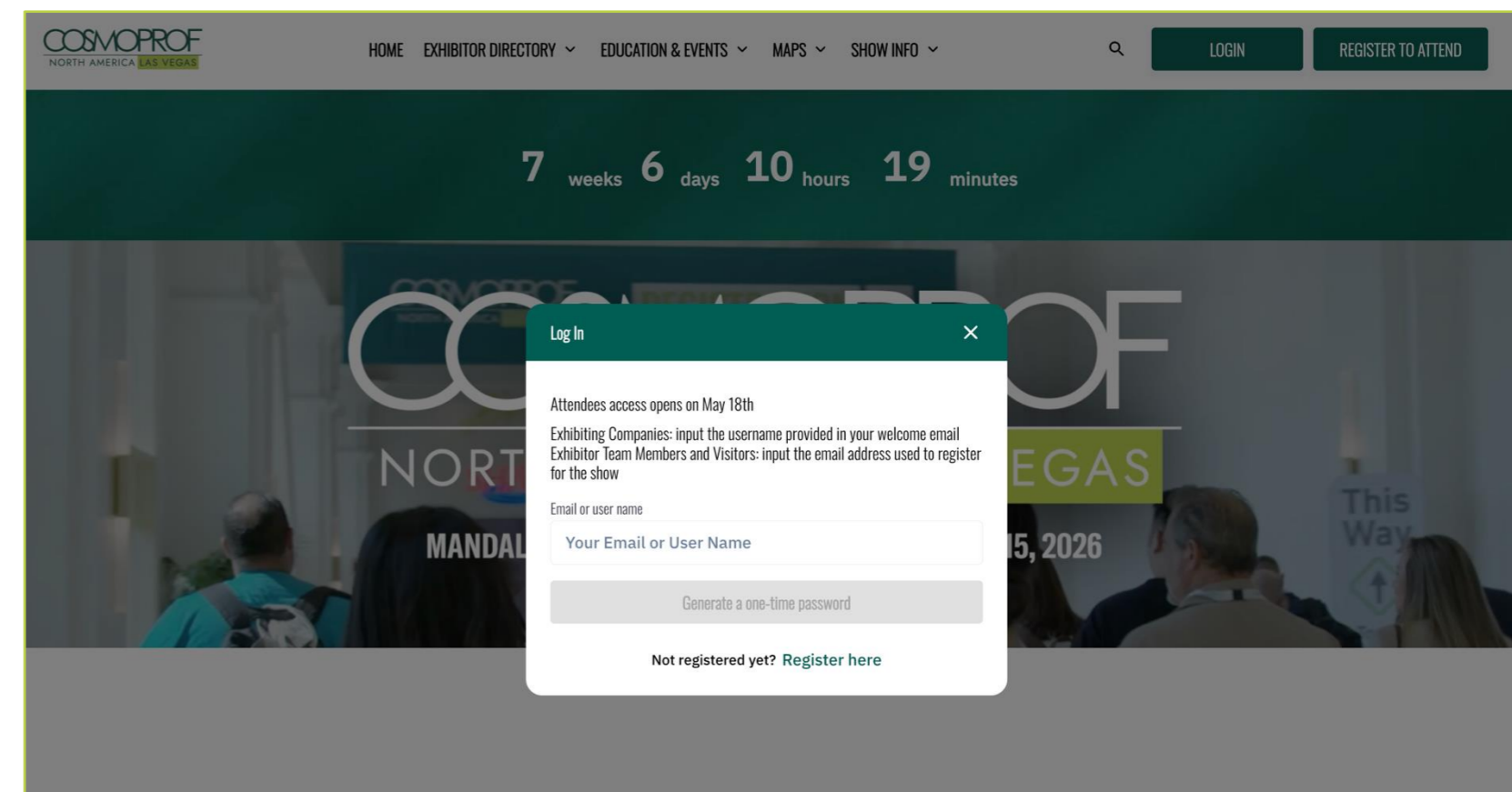
### Log in Credentials

All registered Cosmoprof North America Las Vegas visitors will receive a welcome email to the platform from [cosmoprofna@expoplatform.com](mailto:cosmoprofna@expoplatform.com), with the subject line:

ATTN: Online Directory Open—Discover, Connect, Schedule.

Input the email address you used to register for the show to request your one-time password. If you log out, you will need to request a one-time password again. You will not set your own password.

*If you do not receive a welcome email by May 22, or within 24 hours of registering, please contact [customer.service@cosmoprofna.com](mailto:customer.service@cosmoprofna.com)*





## CREATE YOUR PROFILE

Upon logging in, navigate to **Edit Profile**.

### Photo or Logo

Upload your photo or a logo for your profile. Supported formats include png, jpg and jpeg. The aspect ratio is 1:1.

### First & Last Name

You may edit your first and last name if needed.

### Website

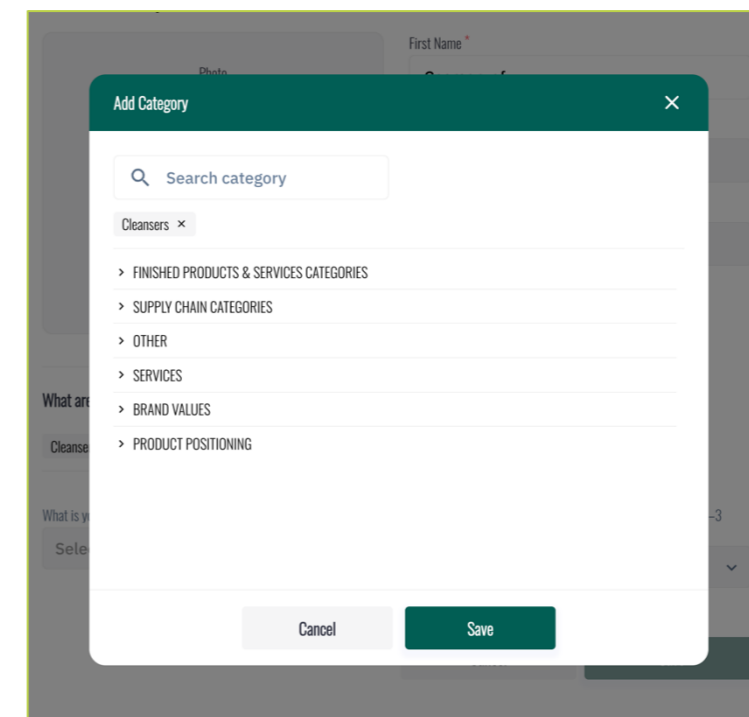
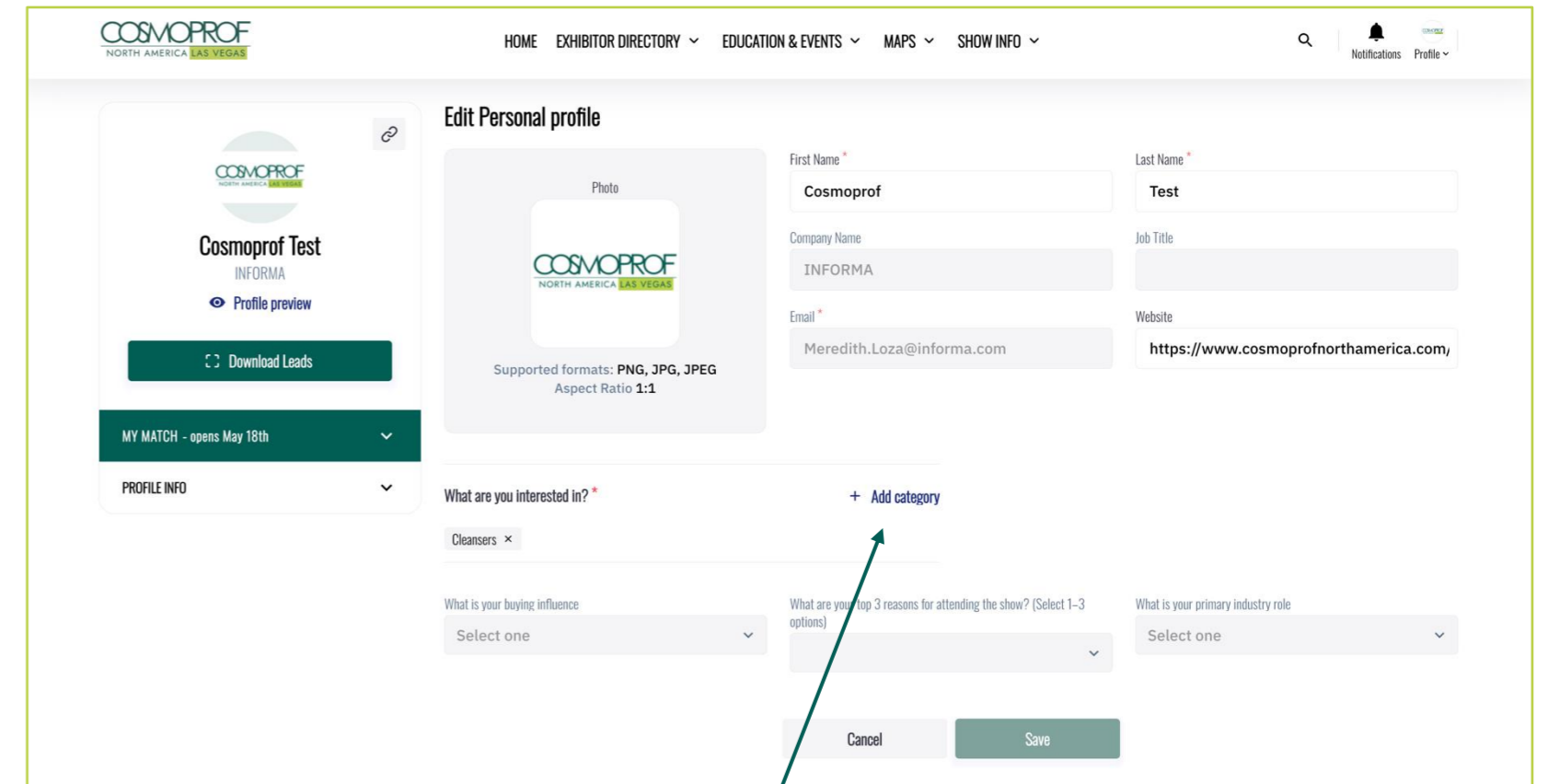
Add the website for the brand or business that you represent.

### Interests - **IMPORTANT**

Select the product and services that you are interested in exploring at the show by clicking the **+ Add category**. This will help the platform recommend exhibitors and sessions you should visit as well as help you connect with the right potential partners.

### Click **'save'** when complete.

Fields in grey reflect information provided during show registration. If you need to change this information please contact [customer.service@cosmoprofna.com](mailto:customer.service@cosmoprofna.com).





## CREATE YOUR PROFILE

### Dashboard

Your Dashboard shows all your notifications and the completeness of your profile.

### Settings

#### → Notification Settings

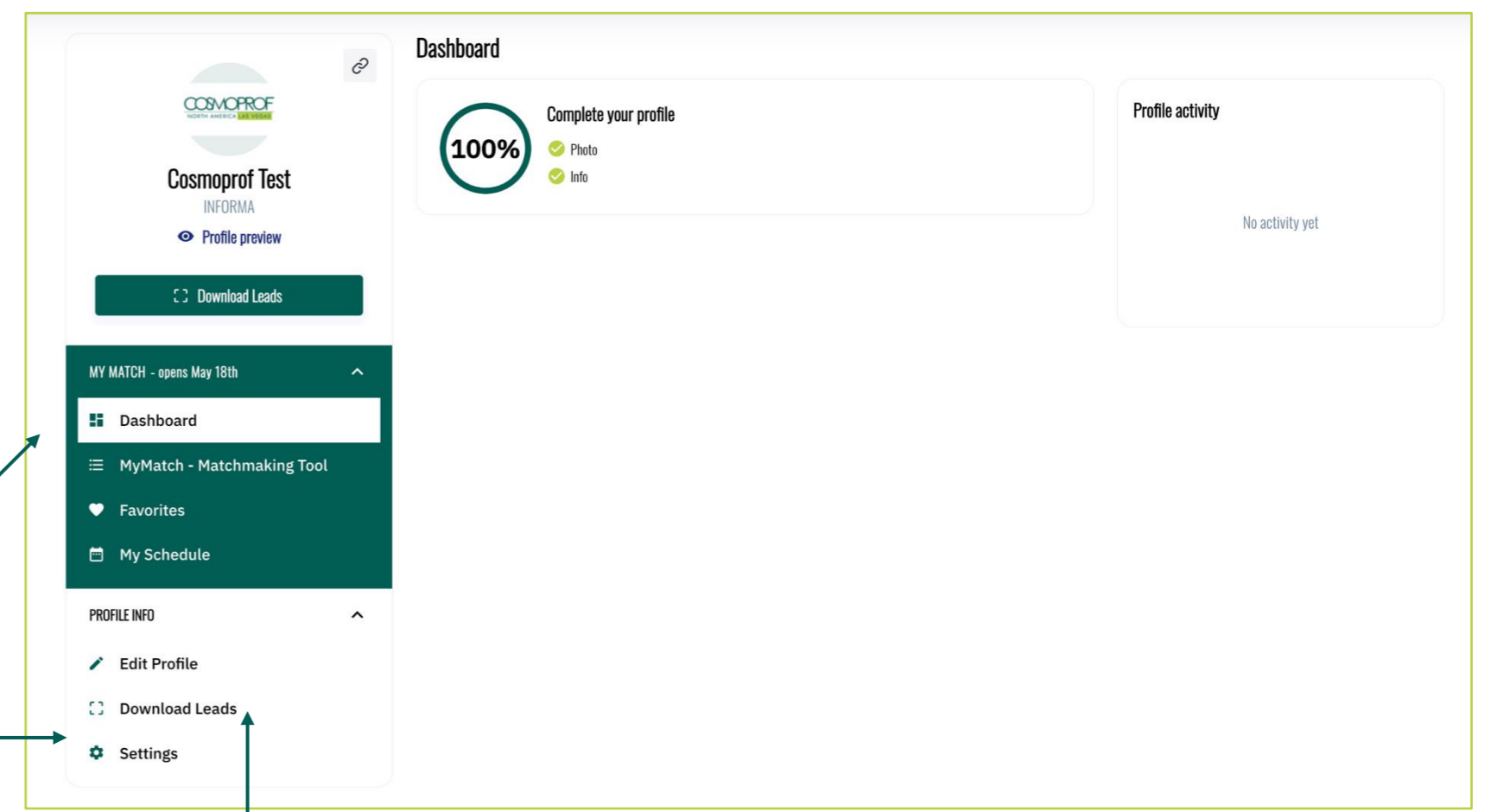
You can toggle off and on your notifications for meetings and messages. These notifications will come via email.

#### → Connection Settings

You can toggle off and on settings that allow other users to interact with you.

#### → My Data

You can remove your account from the platform here and see your account data. Please note: The cancel registration link does not cancel your show registration, it is just your access to this platform.



### NEW

#### Download Leads

Track your engagement and identify potential partners. Download an export showing which exhibitors have viewed your profile or added you to their favorites.

## SEARCH EXHIBITING COMPANIES

### Exhibitor Directory

Navigate to the Exhibitor Directory in the main menu. You can search by All Exhibitors or a specific sector of the show.


### Filters

Use the filters on the left side bar to search for exhibitors by:

- SHOW SECTOR
- SPECIAL AREAS
- PRODUCT CATEGORIES
  - FINISHED PRODUCTS & SERVICES
  - SUPPLY CHAIN CATEGORIES
  - OTHER
  - SERVICES
  - BRAND VALUES
  - PRODUCT POSITIONING
- COUNTRY OF ORIGIN

### Search Tool

The search field can also be used to search for specific exhibitors or keywords.



The screenshot displays the COSMOPROF Exhibitor Directory website. At the top, there is a navigation bar with links for HOME, EXHIBITOR DIRECTORY, EDUCATION & EVENTS, MAPS, and SHOW INFO. A search bar is located in the top right corner. Below the navigation bar, a prominent green banner reads "EXHIBITOR DIRECTORY: DISCOVER MORE BRANDS & SUPPLIERS BEING ADDED DAILY".

The main content area is divided into several sections:

- SEARCH:** A search bar with the placeholder text "by Exhibitors".
- Filters:** A vertical sidebar on the left containing dropdown menus for "SHOW SECTORS", "SPECIAL AREAS", "PRODUCT CATEGORIES", and "COUNTRY OF ORIGIN".
- EXHIBITORS (568) PRODUCTS (59):** A header indicating the total number of exhibitors and products.
- FEATURED EXHIBITORS:** A row of six exhibitor cards, each with a logo and name: COSMOPROF NORTH AMERICA LAS VEGAS, POS360, Polymer Solutions International, Premium Packaging, SGS North America Inc., and Solésence Beauty Science.
- EXHIBITORS:** A grid of exhibitor cards, each featuring a logo, name, and booth number. The cards include:
  - dossier (Booth 29121)
  - 3H Nails (Booth 8108)
  - Aever Beauty Inc (Booth 10120)
  - 828 Arma (Booth 8V1109Z)
  - PUREAMOR CALIFORNIA (Booth 40145)
  - Above Shears (Booth 23190)
  - ADVANCED (Booth 44270)
  - adwin ADWIN KOREA CORP. (Booth 45179)

On the left side of the main content area, there is a "BOOK YOUR HOTEL NOW" button with an image of a hotel building.

## EXHIBITOR PROFILES

### Learn About The Exhibitor

Learn about an exhibitor by reviewing the provided information in the profile, including:

- About
- Website
- Social Media
- Product & Brand Categories
- Brands

### Review Products & Marketing Content

Dive deeper into an exhibitor's offerings through the Products and Marketing Content sections.

### Team Members

Staff that will be in the exhibitor's booth during the show will show up in this section. You can click into their profiles to learn more about them and send messages or request meetings.

The screenshot displays the COSMOPROF exhibitor profile page. At the top, there is a navigation bar with links for HOME, EXHIBITOR DIRECTORY, EDUCATION & EVENTS, MAPS, and SHOW INFO. Below this is a sub-navigation bar with links for PRODUCTS, PRODUCT & BRAND CATEGORIES, EXHIBITOR INFORMATION, ABOUT, and VIDEO. The main content area is divided into several sections: 1. Profile Header: Features the COSMOPROF logo and a star icon. 2. About: A text box containing the placeholder text "THIS IS A TEST COMPANY ACCOUNT 123.". 3. Products: A section titled "Products" with a "Show all (3)" link. It contains three product thumbnails: "Lipstick", "nail product", and "Test". 4. Video: A video player showing a promotional video for COSMOPROF NORTH AMERICA LAS VEGAS, with a progress bar at 0:00 / 0:21. 5. Exhibitor Information: A section at the bottom with two fields: "WHAT PRODUCTS AND SERVICES DO YOU OFFER?" (containing "Lips, Shampoos + Conditioners") and "WEBSITE" (containing "www.cosmoprofnorthamerica.com/").

## CONNECT WITH EXHIBITORS - MESSAGES

### Send A Message

Exchange messages with exhibitors via the Messages icon found on an Exhibitor profile or Product page.

A message box will appear, allowing you to type in your message and send.

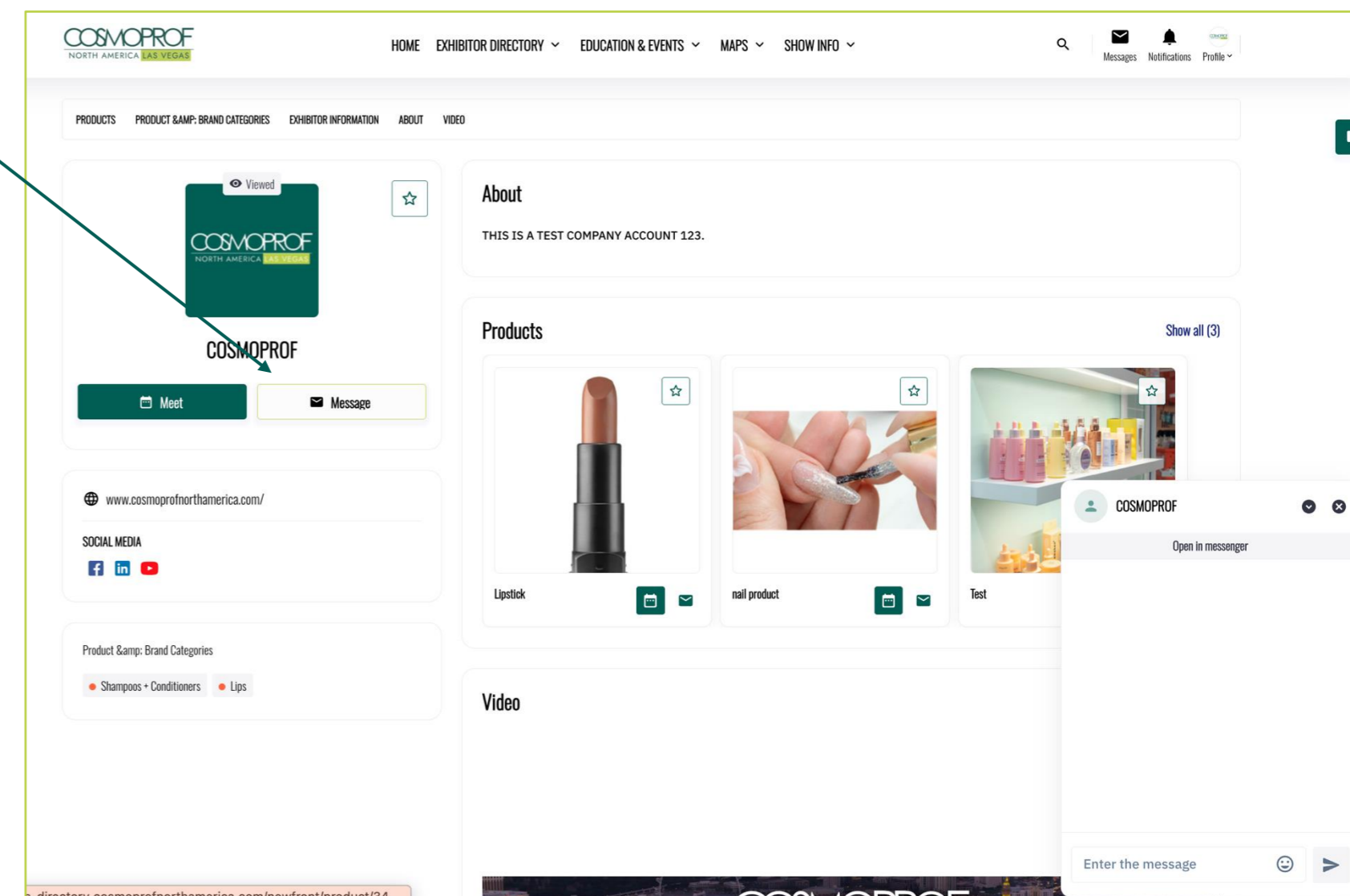
A message sent via the Exhibitor profile or a Product page will go to the Exhibitor Administrator and Exhibitor Team Members. Alternatively, you can send a message to a single Exhibitor Team Member via their personal profile.

### Review Messages

To see all your messages in one place, navigate to Profile in the upper right corner, then select Messages in the My Match Networking dropdown.


### Message Allotment - **IMPORTANT**

Be purposeful about who you message! Each visitor is allowed a maximum of 50 message sends. This does not include replies after the initial message is sent. The allotment is intended to limit “spamming”.



## CONNECT WITH EXHIBITORS - MEETINGS

### Request A Meeting

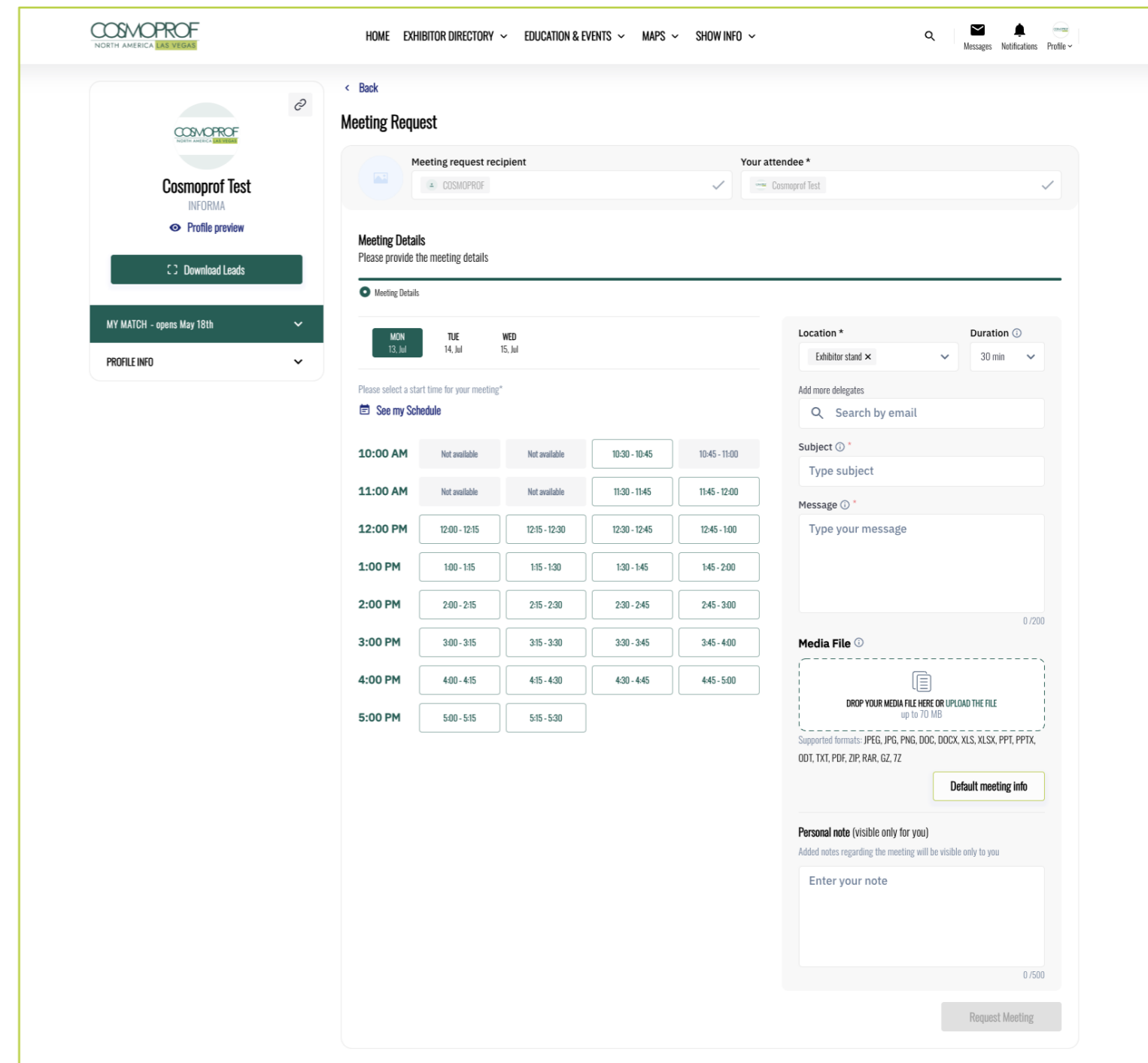
Request to meet with an exhibitor via the Meet icon  found on an Exhibitor profile, Team Member profile or Product page.

Fill in all the required data, including:

- Desired date and time
- Location: select the exhibitor stand/booth
- Duration: select the length of meeting
- Add more visitors to the meeting that you'd like to join
- Meeting subject and details
- Any attachments you wish to include

### Meeting Request Allotment - **IMPORTANT**

Be purposeful about who you send meeting requests to! Each visitor is allowed a maximum of 50 meeting requests. This includes all requests sent, whether they are confirmed or declined/cancelled. The allotment is intended to limit “spamming”.



The screenshot shows the 'Meeting Request' form on the COSMOPROF website. The form is titled 'Meeting Request' and includes a 'Meeting request recipient' dropdown set to 'COSMOPROF' and a 'Your attendee' dropdown set to 'Cosmoprof Test'. Below this is the 'Meeting Details' section, which includes a calendar grid for selecting a date and time. The calendar shows the days of the week (MON, TUE, WED) and a grid of time slots from 10:00 AM to 5:00 PM. The 'Location' dropdown is set to 'Exhibitor stand x' and the 'Duration' dropdown is set to '30 min'. There is a 'Search by email' field for adding more delegates. The 'Subject' field is labeled 'Type subject' and the 'Message' field is labeled 'Type your message'. There is a 'Media File' section with a dashed box for uploading files, supported formats (JPEG, JPG, PNG, DOC, DOCX, XLS, XLSX, PPT, PPTX, ODT, TXT, PDF, ZIP, RAR, GZ, 7Z), and a 'Default meeting info' button. A 'Personal note' section is also present, labeled 'Personal note (visible only for you)' and 'Enter your note'. The form ends with a 'Request Meeting' button.

## CONNECT WITH EXHIBITORS - MEETINGS

### Review Meetings – Received & Requested

Review meeting requests you have sent and received by navigating to Profile in the upper right corner, then selecting My Meetings. You can filter your meetings by:

→ **Incoming:**

This is a meeting request sent to you by an exhibitor. If you wish to accept the meeting click Confirm. If you do not wish to have the meeting click Cancel. **Out of courtesy to all show participants we recommend responding to all meeting requests. If you are declining/cancelling the request please provide a brief explanation.**

→ **Pending:**

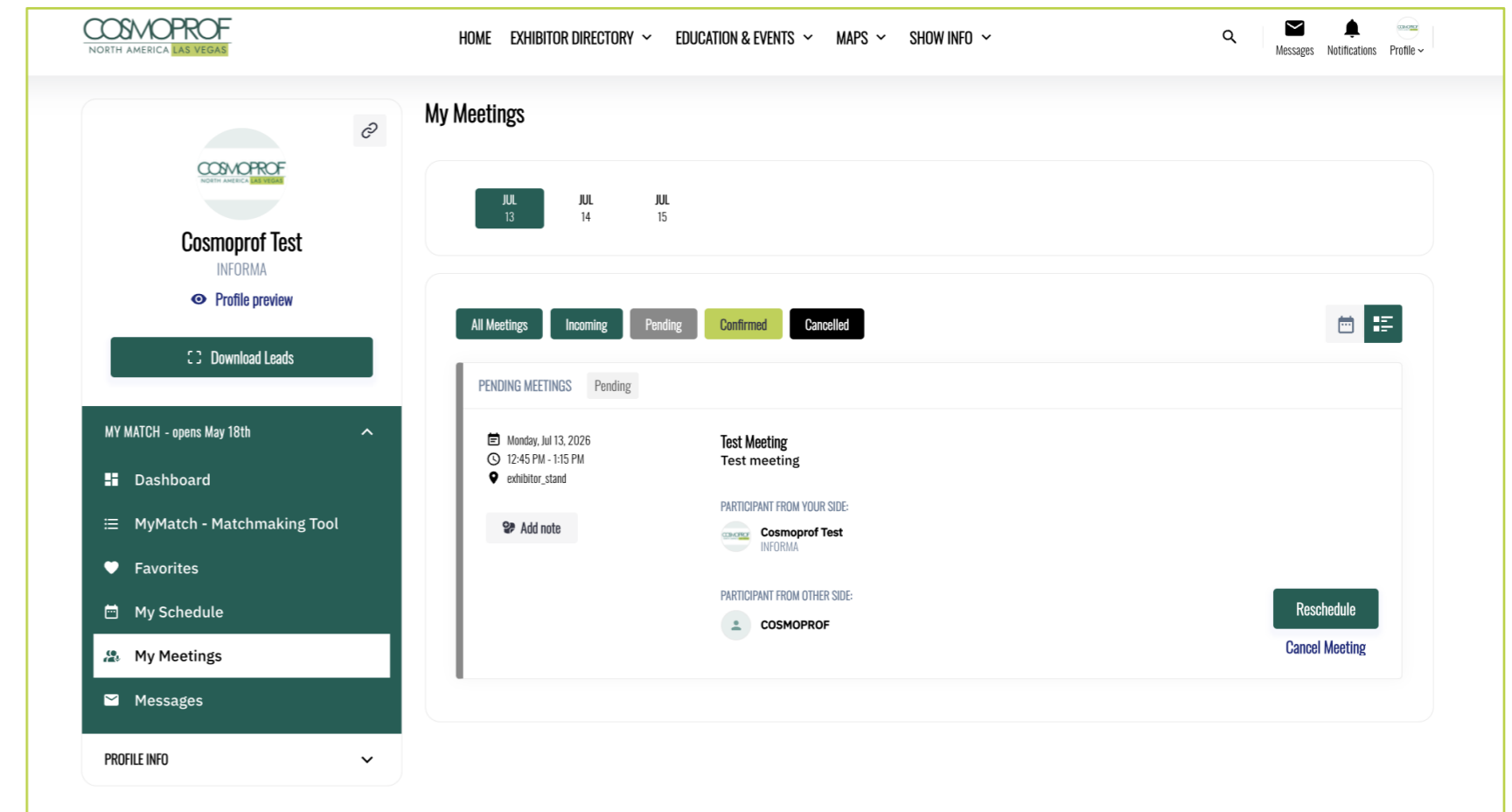
This is a meeting request you sent that has not been confirmed

→ **Confirmed:**

This is a meeting request you received or sent that is confirmed

→ **Cancelled:**

This is a meeting request you received or sent that is declined



## MY MATCH – NETWORKING TOOL

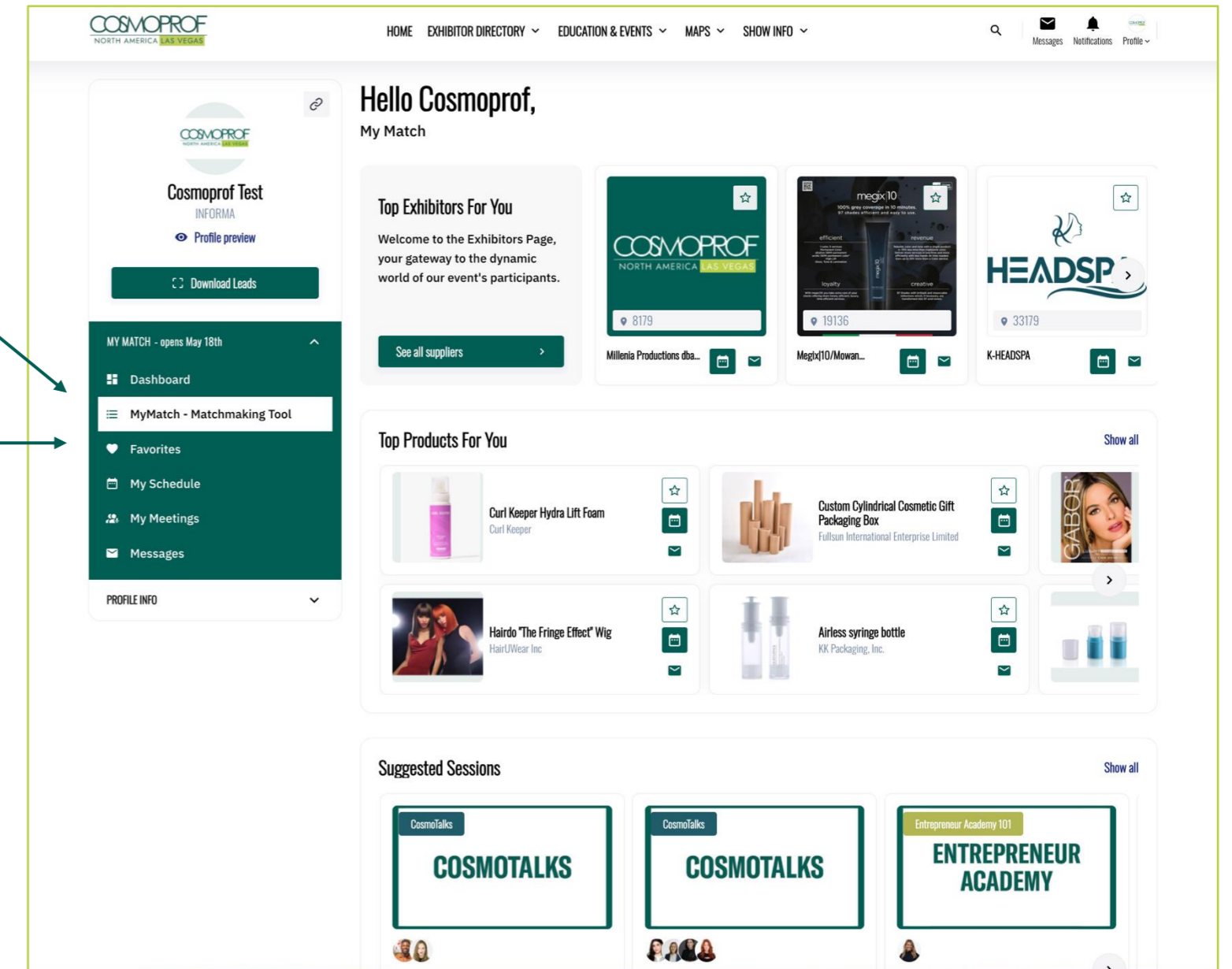
Navigate to the My Match Netowrking in the profile menu. The information you provided in your profile and your activity in the platform are used to populate exhibitors to consider connecting with and products, sessions and speakers to discover.

### Favorites

Navigate to Profile in the upper right corner, then select Favorites to view.

Click the star on Exhibitor profiles and Speaker profiles to favorite them and show on this page.

Your favorites selections in My Match are also saved on this page. You will find mutual My Match favorites, someone you favorited that also favorited you, under the Mutal tab.





## MY SCHEDULE

### View Meetings & Sessions

Navigate to Profile and expand the My Match menu to click My Schedule. Here you will find all your confirmed meetings, incoming meeting requests and sessions you plan to attend.

### Edit Meetings

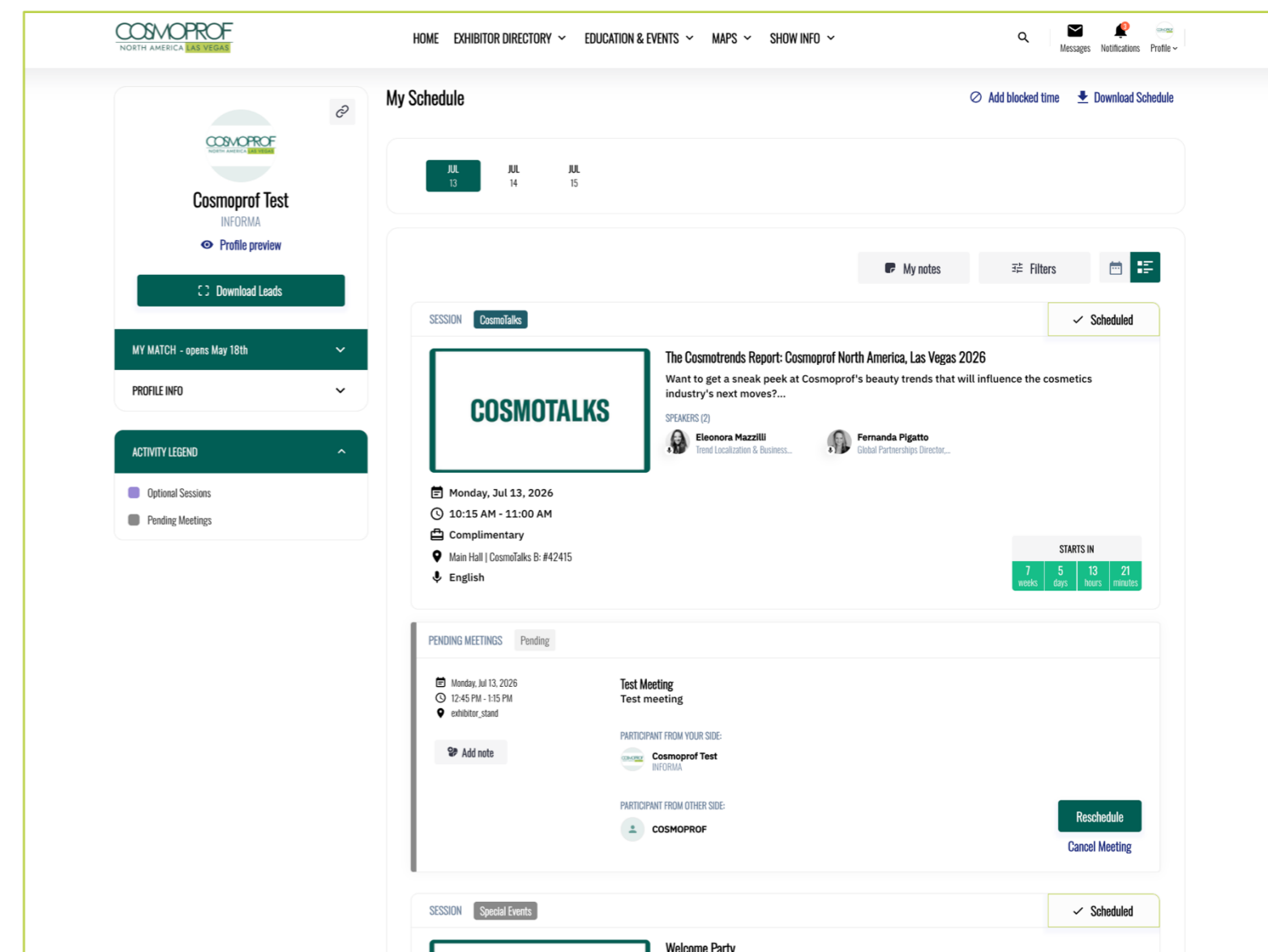
You can click edit, reschedule, confirm or cancel on the meetings to be taken to that meeting request.

### Block Time

You can block time slots on your calendar by clicking “Add blocked time” at the top of the page. This will prevent anyone from requesting a meeting with you at this time.

### Download & Sync To Calendar

Stay organized by syncing your schedule to your personal calendar or downloading a pdf of it.






## EDUCATION SESSIONS & SPECIAL EVENTS

### Education Sessions


View CosmoTalks and Entrepreneur Academy education sessions by track and or date. You can also filter by complimentary or paid sessions. Click into a session to read the summary and view speakers.

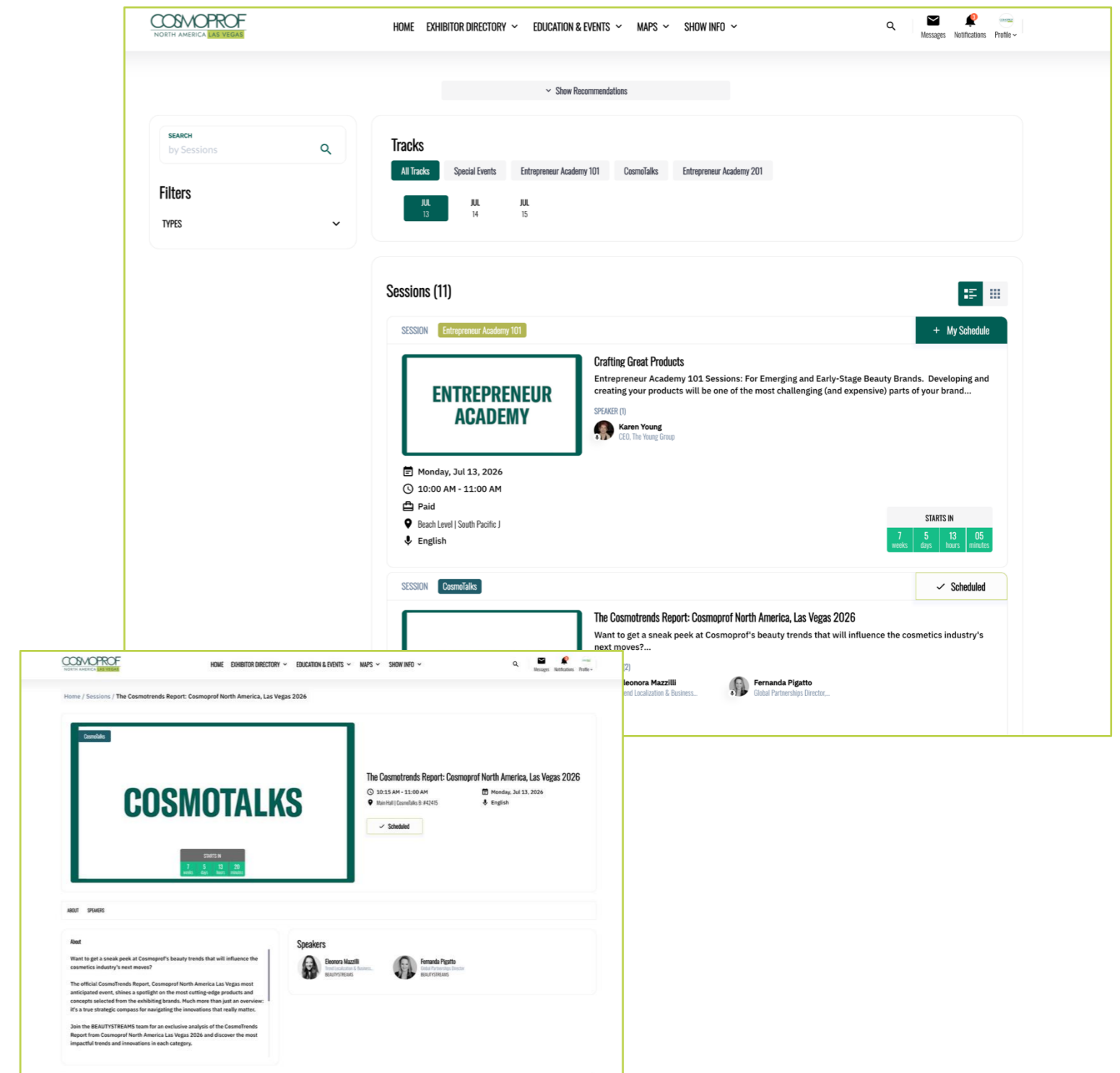
Add sessions to your schedule by clicking the  button. This will be your reminder to attend, not your registration.

**PLEASE NOTE: You can only register for sessions through the show registration platform, not here. To access your show registration and add sessions, [click here](#).**

### Special Events

View special events happening at the show by clicking on the Special Events track.

Add special events to your schedule by clicking the  button. This will be your reminder to attend.



## MAPS & SHOW INFO

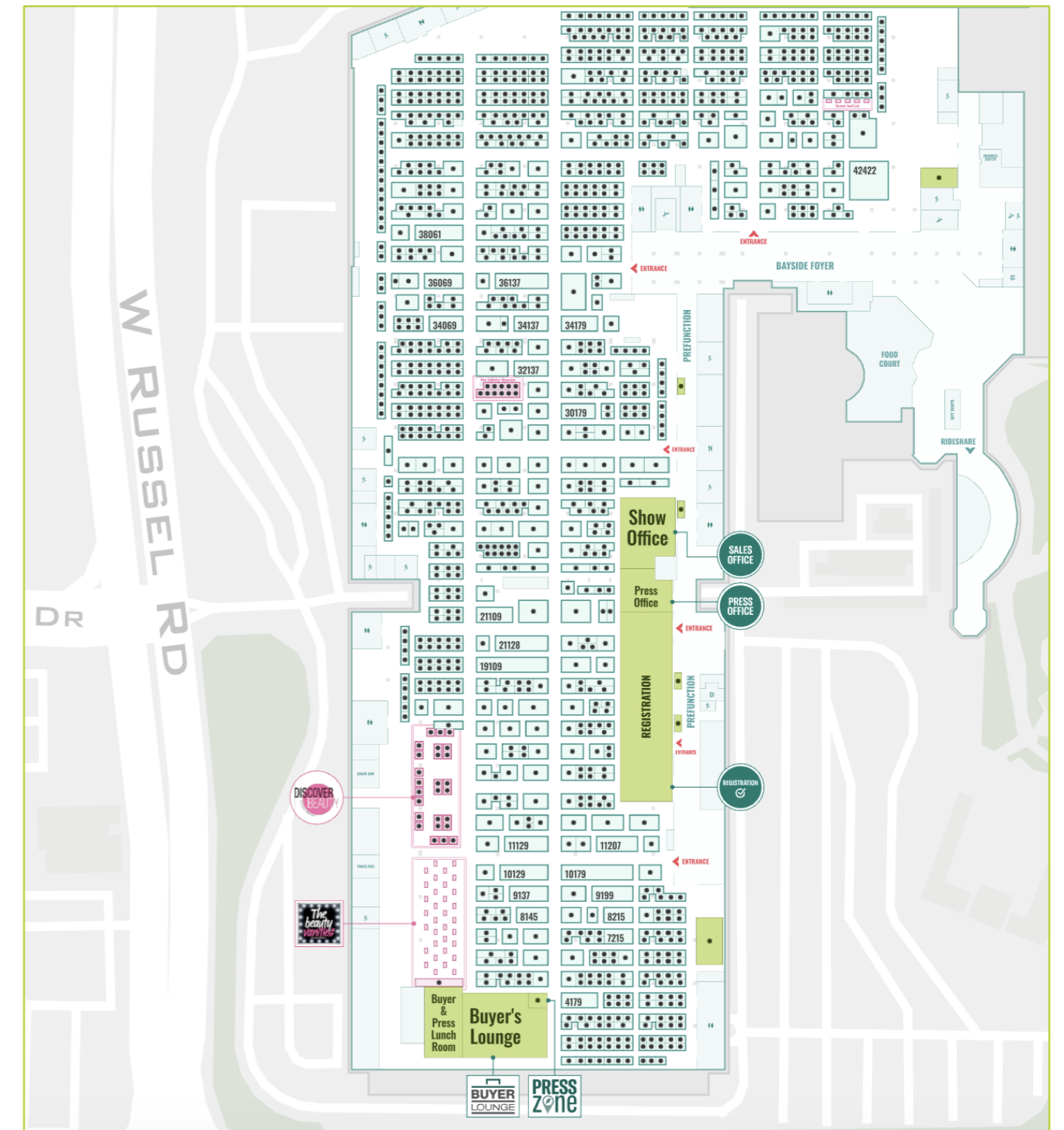
### Maps

Navigate to Maps in the main menu to view the overview map and when available, the interactive floorplan map. The interactive floorplan map displays where each specific booth is located. In the mobile app you can use it to get direction from one booth to another.

### Show Info

Under the Show Info section of the main menu you will find links to general show info, hotel and travel, and contacts.

## Interactive Map Coming Mid-June





## COSMOPROF NORTH AMERICA MOBILE APP

The Cosmoprof North America Mobile App is available to download in the iOS and Google Play app stores.


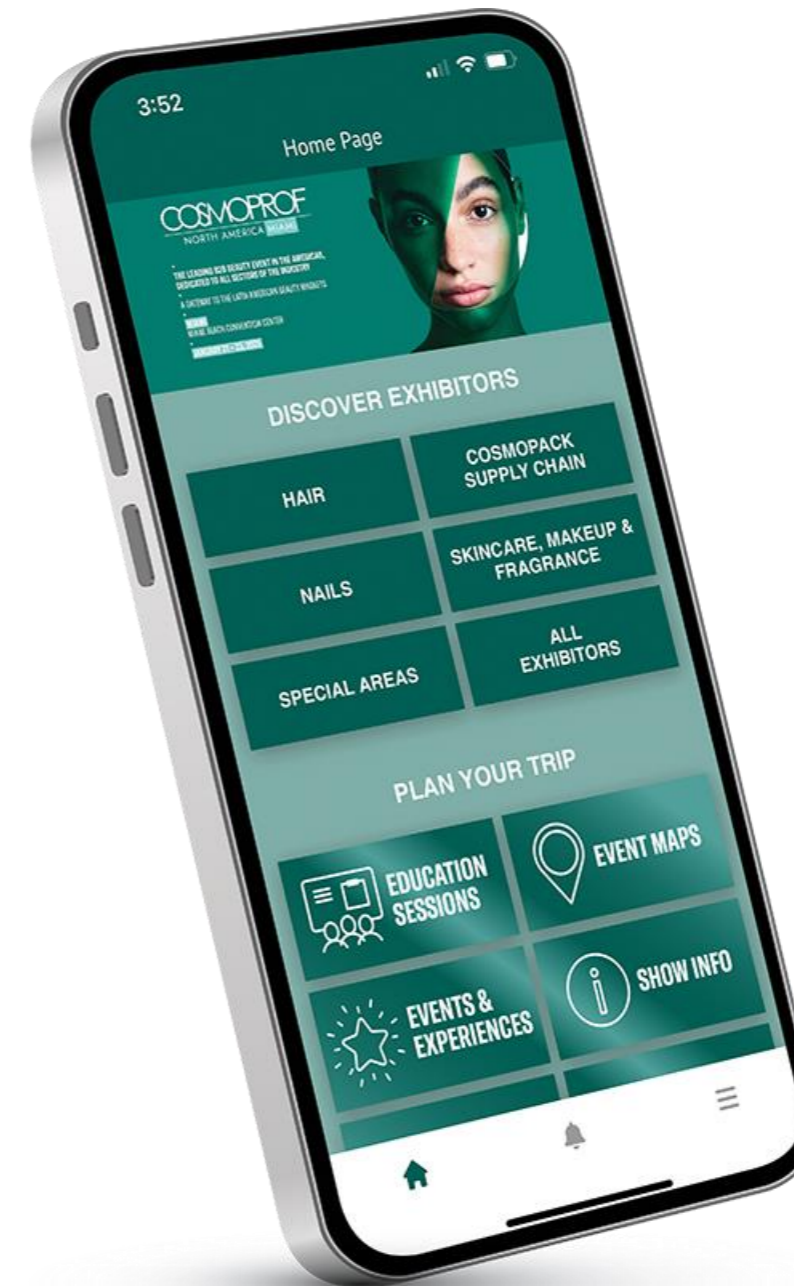
### Log in Credentials

Your log in to the mobile app will be the same as the Online Directory, and all your activity in this platform will carry over to the mobile app.

### Features

- Search Exhibitors & Sessions
- View Maps
- Access My Schedule & Favorites
- Receive Important Notifications
- **NEW:** Access Your QR Code To Print Your Badge

**PLEASE NOTE:** If you have the mobile app from a previous CPNA event, open and select "change event" from the menu to find the new Las Vegas 2026 edition. **This edition will be available mid-June.**





## NEED HELP

If you need help accessing or navigating the platform please review our Help Guides page [found here](#).

Still need assistance? Contact our customer service team at: [customer.service@cosmoprofna.com](mailto:customer.service@cosmoprofna.com)